


# ACC RES 04

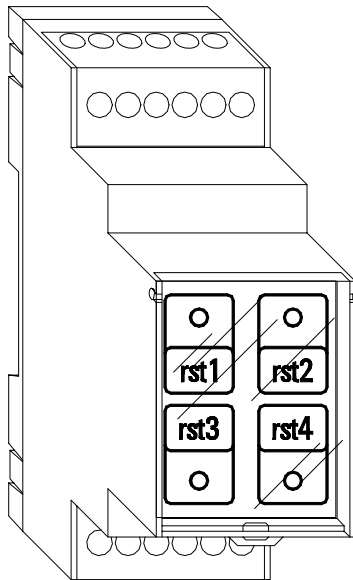
RESET MODULE FOR UP TO 4 RADIANT TUBES

- o 230V~ power supply
- o Controls up to 4 radiant tubes
- o Visual indication for each tube
- o DIN-rail mount

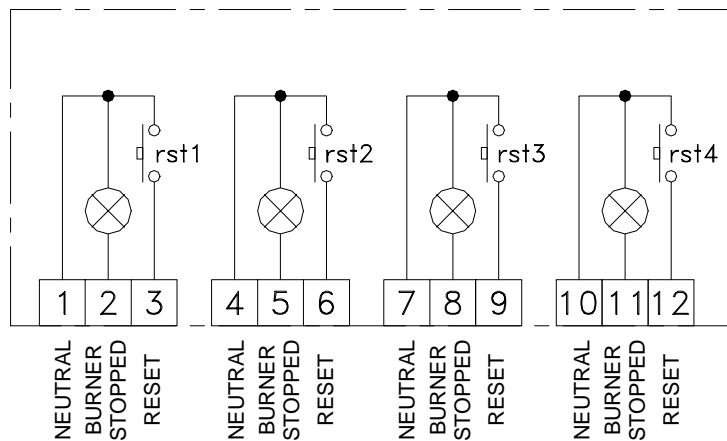


# seitron

Via Prosdocimo, 30  
I-36061 BASSANO DEL GRAPPA (VI)  
Tel.: +39.0424.567842  
Fax.: +39.0424.567849  
<http://www.seitron.it>  
e-mail: [info@seitron.it](mailto:info@seitron.it)



Pic. 1 ACC RES 04 external aspect.



Pic. 2 Wiring diagram.

## OVERVIEW

The ACC RES 04 (Pic. 1) can be used in conjunction with the radiant tube controller TTD 181 M (1 zone 8 tubes) or TTD 241 M (2 zones 4 tubes).

## OPERATION

In case any of the burners supplying the radiant tubes gets blocked (due for example to a gas supply lack), on the module the indicator corresponding to that tube is turned on.

By pressing the reset button 'rst n' (where 'n' is the number associated to the blocked tube) the burner is reset thus initiating the turn-on procedure.

Every single module is capable of displaying the blocked state of up to 4 radiant tubes (and therefore executing the reset); the unit must be installed in a suited electrical wiring rack, possibly aside of the radiant tube controller, in order to have a complete monitoring of the system.

All electrical wirings must be made according to the diagram of Pic. 2.

## TECHNICAL FEATURES

Power supply: 230V~ -15% +10% 50Hz  
Electrical absorption: 0.4VA  
Protection grade: IP 30 on panel  
Operating temperature: 0°C .. 40°C

Storage temperature: -10°C .. +50°C  
Humidity limits: 20% .. 80% rH  
non condensing  
Case: Material: ABS V0 self-extinguishing  
Color: Light grey (RAL 7035)  
Size: 36 x 90 x 71 mm  
(W x H x D)  
Weight: ~ 130 gr.

EMC reference standards:  
-Immunity: EN - 50081-1  
-Emission: EN - 50082-1  
LVD reference standards: EN - 60335-1

## ⚠ WARNING:

- The appliance must be wired to the electric mains through a switch capable of disconnecting all poles compliant to the current safety standards and with a contact separation of at least 3 mm in all poles.
- Installation and electrical wirings of this appliance must be made by qualified technicians and in compliance with the current standards.
- Before wiring the appliance be sure to turn the mains power off.

In the view of a constant development of their products, Seitron reserves the right for changing technical data and features without prior notice.  
All devices are guaranteed against design defects for 24 months from the manufacturing-date (see internal label).